

ORIGINAL

COUNTY FINANCES
TREASURER'S REPORT
APRIL 2010

IN THE MATTER OF COUNTY FINANCES IN THE HANDS OF DEE OLIVER,
TREASURER OF ARANSAS COUNTY, TEXAS


COMMISSIONERS' COURT, ARANSAS COUNTY, TEXAS met in regular session Monday,
May 10, 2010.

We the undersigned County Judge and Commissioners in and for Aransas County, Texas, hereby
certify that we have this date made an examination of and compared the County Treasurer's
Monthly Report for the month of April, 2010 filed with us on this the 10th day of May, 2010,
and have found the same to be correct and in due order and that the total of all funds held by the
County Treasurer is the sum of


\$15,052,743.46

DATE	TOTAL	FUND
04/30/2010	\$11,934,679.70	Operating Funds including Airport Fund
	578,099.59	Balance Debt Service LEC/JAIL BOND Issue 2003 I&S
	89,270.44	Balance Certificate of Obligation Series 2007 Debt Service I&S
	119,416.41	Balance Certificate of Obligation Series 2009 Debt Service I&S
	6,368.92	Balance 2007 Capital Projects
	2,324,908.40	Balance 2009 Capital Projects
	<u>15,052,743.46</u>	


WITNESS OUR HANDS, officially this 10th day of May, 2010.



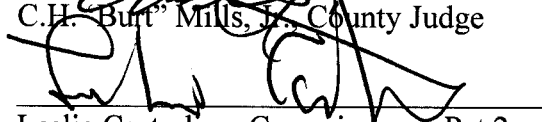
 L. Jack Chaney, Commissioner Pct 1




 Charles Smith, Commissioner Pct 3



 C.H. "Burt" Mills, Jr., County Judge




 Leslie Casterline, Commissioner Pct 2



 Howard Murph, Commissioner Pct 4

SWORN TO AND SUBSCRIBED BEFORE, County Judge and County Commissioners of said
Aransas County, each respectively, on this the 10th day of May, 2010.

BEFORE ME, the undersigned authority, on this day personally appeared DEE OLIVER,
County Treasurer of Aransas County and says that the within and foregoing report is true and
correct.



 Dee Oliver, County Treasurer

FILED FOR RECORD this 10th day of May, 2010 and recorded 26th day of
May, 2010.



 Peggy L. Friebele, County Clerk

RECEIPTS - DISBURSEMENTS - BALANCES
FOR THE MONTH OF APRIL 2010

FUND NAME & NUMBER	04/01/2010 BEG BAL	RECEIPTS	JE REC	TOTAL AVAILABLE	DISBURSMTS	JE DISBURS/	ENDING BALANCE	SECURITIES	04/30/2009 BALANCE
#120 GENERAL	6,170,344.01	891,685.75	39,210.52	7,101,240.28	456,150.18	525,385.83	6,119,704.27	5,616,202.63	503,501.64
#140 UNCLAIMED PROPERTY	460.09	-	-	460.09	-	-	460.09	-	460.09
#150 PAYROLL	128,319.75	7,608.70	610,964.66	746,893.11	630,234.50	-	116,658.61	-	116,658.61
#200 ROAD & BRIDGE	2,490,615.91	206,329.39	256.00	2,697,201.30	58,427.64	60,871.47	2,577,902.19	814,834.33	206,879.18
#220 FLOOD CONTROL	800,775.72	23,410.19	-	904,185.91	2,884.77	10,368.10	890,933.04	416,201.57	76,101.71
#280 HOTEL MOTEL TAX	441,872.69	18,244.56	-	460,117.25	17,000.00	-	443,117.25	416,201.57	26,915.68
#350 CO CLERK ARCHIVE FEE	181,629.94	2,827.48	-	184,457.42	-	-	184,457.42	177,395.15	7,062.27
#370 CHILD ABUSE PREVENTION	411.64	7.60	-	419.24	-	-	419.24	-	419.24
#380 CO ATTY HOT CHECK FUND	2,545.69	1,949.42	-	4,495.11	1,633.91	-	2,861.20	-	2,861.20
#390 DIST CLERK REC MGMT	16,236.98	222.19	-	16,459.17	-	1,300.75	16,459.17	11,800.00	4,659.17
#400 MOSQUITO CONTROL	125,890.76	1,745.47	-	127,636.23	2,790.37	123,545.11	123,545.11	113,906.07	9,659.04
#410 LIBRARY	65,642.80	606.39	20,000.00	86,249.19	6,513.34	10,273.13	69,462.72	64,396.00	5,066.72
#420 CREDIT CARD FUND	5,385.00	37,344.50	-	42,729.50	42,104.50	-	625.00	-	625.00
#430 CAP PROJECTS (GRANTS)	129,727.51	4,292.00	-	134,019.51	243,332.50	-	(109,312.99)	-	(109,312.99)
#440 SPECIAL CONTINGENCY	82,523.06	298.32	-	82,821.38	1,487.94	2,078.40	82,821.38	80,234.89	2,586.49
#450 CO CLERK REC.MGMT	143,175.54	2,899.14	-	146,074.68	1,487.94	-	142,508.34	141,739.80	768.54
#460 OMNI	2,821.40	871.96	-	3,693.36	3,181.66	-	511.70	-	511.70
#470 LAW LIBRARY	37,231.66	1,145.58	-	38,377.24	1,333.94	-	38,243.30	35,698.49	2,544.81
#480 COURTHOUSE SECURITY	18,151.49	2,816.85	-	20,968.34	599.63	2,125.02	18,243.69	16,463.71	1,779.98
#490 CO WIDE REC.MGMT	145,641.44	942.20	-	146,583.64	-	-	146,583.64	138,179.76	8,403.88
#500 AIRPORT	451,914.95	62,980.01	-	514,894.96	37,996.92	14,344.13	462,553.91	420,789.07	41,764.84
#520 INDIGENT HEALTH CARE	99,883.11	357.05	30,000.00	124,240.16	6,202.43	9,585.01	50,766.13	48,005.00	2,761.13
#530 ASSISTANCE DEPT.	15,543.93	4,132.00	15,000.00	34,675.93	6,202.43	18,888.49	18,888.49	15,000.00	3,888.49
#540 ARRA GRANT	(5,367.40)	5,345.50	-	(21.90)	1,733.85	1,694.88	(3,450.63)	-	(3,450.63)
#550 HEALTH CARE SALES TAX	37,300.97	66,482.74	-	103,783.71	17,044.30	45,000.00	41,739.41	29,362.48	12,376.93
#570 TITLE IV-D CHILD SUPPRT	10,511.10	-	-	10,511.10	-	-	10,511.10	9,978.48	532.62
#580 OUT OF CO JUVENILE DETEN	348.52	-	-	348.52	-	-	348.52	-	-
#600 ROAD BONDS I&S	71.29	-	-	71.29	-	-	71.29	-	71.29
#610 COURT REPORTER	50,446.83	702.35	-	51,149.18	-	-	51,149.18	40,000.00	11,149.18
#650 CHAP 19 VOTER REG	696.35	-	-	696.35	-	-	696.35	-	696.35
#660 OFFICERS FEES	142,863.64	74,667.71	-	217,531.35	113,536.21	29,327.43	74,667.71	-	74,667.71
#670 JUVENILE CASE MGMT	13,303.25	2,099.29	-	15,402.54	1,492.24	2,025.94	11,884.36	9,100.00	2,784.36
#680 DEA FORFEITURE FUND	74,706.56	-	-	74,706.56	-	-	74,706.56	-	74,706.56
#700 FIRE DEPT CAPITAL PROJ	127,533.74	-	-	127,533.74	3,072.44	99.34	124,361.96	122,405.55	1,956.41
#720 COMMISSARY PROFIT	-	-	-	-	-	-	-	-	-
#730 RIGHT OF WAY PURCHASE	-	-	-	-	-	-	-	-	-
#740 APPELLATE JUDICIAL SYS	6,852.72	228.22	-	7,080.94	-	-	7,080.94	6,692.42	388.52
#800 SPECIAL FORFEITURE	1,910.37	-	-	1,910.37	-	-	1,910.37	-	1,910.37
#810 CO & DIST COURT TECH FUND	39.63	33.98	-	73.61	-	-	73.61	-	73.61
#820 TECH FUND	89,389.39	1,883.04	-	91,272.43	-	-	91,272.43	83,244.28	8,028.15
#830 DIST COURT RECORDS TECH	164.24	85.00	-	249.24	-	-	249.24	-	249.24
#840 COURT RECORD PRESERV	927.88	420.50	-	1,348.38	-	-	1,348.38	-	1,348.38
#850 CIVIL PROCEEDS	5,938.45	783.00	-	6,721.45	-	-	6,721.45	5,600.00	1,221.45
#890 ADVANCE TAX COLLECTIONS	(0.00)	-	-	(0.00)	-	-	(0.00)	-	(0.00)
#910 ESCHEAT (STATE)	407.45	64.56	-	472.01	64.56	-	407.45	-	407.45
#960 TECLOSE TRAINING	40,981.17	637.70	-	41,618.87	150.00	951.75	40,517.12	35,937.57	4,579.55
TOTAL OPERATIONS	12,229,771.22	1,426,150.34	715,431.18	14,371,352.74	1,721,241.86	715,431.18	11,934,679.70	10,824,435.78	1,110,243.92
#620 CO'S 2003 I&S	556,801.12	21,298.47	-	578,099.59	-	-	578,099.59	556,825.23	21,274.36
#630 CO'S 2007 I&S	84,069.80	5,200.64	-	89,270.44	-	-	89,270.44	84,072.88	5,197.56
#640 CO'S 2009 I&S	113,999.71	6,416.70	-	119,716.41	300.00	-	119,416.41	113,303.74	6,112.67
#750 2007 CAPITAL PROJECTS	6,368.92	152.01	-	6,520.93	-	-	6,368.92	-	6,368.92
#760 2009 CAPITAL PROJECTS	2,749,676.31	-	-	2,749,676.31	424,919.92	-	2,324,908.40	2,320,007.54	4,900.86
#710 LOCAL BORDER SECURITY	0.00	-	-	0.00	-	-	0.00	-	0.00
TOTALS	15,739,987.08	1,459,218.16	715,431.18	17,914,636.42	2,146,461.78	715,431.18	15,052,743.46	13,898,645.17	1,154,098.29

SIGNED: *Dee Oliver*
DEE OLIVER, County Treasurer

SIGNED: *Lezlie Kirk*
LEZLIE KIRK, County Auditor